


aerospace
climate control
electromechanical
filtration
fluid & gas handling
hydraulics
pneumatics
process control
sealing & shielding



Push-Lok® 801/804/821/836 Hose and Fittings



ENGINEERING YOUR SUCCESS.

Parker Push-Lok® – The Most Complete Line of Premium-Quality, Low-Pressure Hose and Fittings



Push-Lok Plus 801 hose provides the quick and easy assembly/disassembly advantage and the fullest range of color-coding to benefit your operations. It's now approved with both 82 Series push-on and HY Series crimp fittings.

Push-Lok Plus 804 hose features quick and easy assembly and provides an EPDM inner-tube for hot water, dry air and phosphate- ester fluids.

Push-Lok 821 is a higher pressure multipurpose hose that is widely used for shop air systems and general industrial and maintenance applications. It's approved with 82 Series fittings, and is also available with a fire resistant (FR) cover for use near welding operations.

Push-Lok Plus 836 delivers high temperature up to 302°F, heat-resistant performance and higher working pressures than 821, along with the same HY and 82 Series fittings compatibility.

The “Push-Lok” Benefits

Parker's Push-Lok Plus multipurpose hose line features the widest fluid compatibility, application range and size range in the industry. It also incorporates the highest working pressure in all sizes, making it the most versatile general-purpose hose available.

Easy Assembly and Organization

The Push-Lok system is easy to use. No clamps or special tools are required during installation. And with Parker's exclusive color-code system, you can inventory, maintain and identify your hose needs easily and efficiently.

Exceptional Value and Savings

Parker Push-Lok assemblies can be made in seconds, saving valuable time and cost.

And, Push-Lok 82 Series fittings are reusable. You can replace the hose at the job site without any special tools or clamps.

Operational Integrity

Helping you maintain a clean work environment is another important reason to use Parker's Push-Lok system. Its unique seal ensures reliable, durable, leak-free service.

Outstanding quality, valuable efficiency and Parker's leak-free assurance are what you get with every Parker Push-Lok hose and fitting system. The industry's most complete line of low-pressure hose and fittings, Push-Lok offers the range and versatility to meet all your needs.





The Color-Coded Advantages

Easier, Faster Line Identification

In applications where a number of hose lines carry different media, Push-Lok colors reduce timely “tracing” of lines, preventing disconnection of the wrong line and unnecessary, costly downtime.

More Efficient Preventive Maintenance

Using color-coded Push-Lok hose is an excellent way to keep track of scheduled replacement of low-pressure hose in your operations. Just assign a different color hose to each replacement period and eliminate the possibility of missing lines scheduled for replacement.

Enhanced Product Appearance

For equipment manufacturers and their customers, using Push-Lok color hoses can vastly improve the visual and functional appeal of work equipment, on-line systems and the overall facility.



Improved Inventory Control


Assign a Push-Lok color to each department for its maintenance requirements. The color system helps assure that hoses are routed to their correct areas, resulting in better control over hose inventories.

Identifying Industrial Drop Lines

Use Push-Lok colors to identify drop line length and diameter for faster and easier replacement. When replacing by color, the right size and length are automatically set.

Inner liner is an extruded, synthetic rubber, making it resistant to petroleum-base oil, air and water.

Barbed Push-Lok fitting seals tightly, securely.



Fiber braid reinforcement layer is impregnated with synthetic rubber for added durability.

High-quality elastomer cover — lively feel, excellent flexibility and resistance to abrasion.

801

Color Codes **GRA** **RED** **YEL** **BLU** **GRN** **BLK**



# Part Number	Hose I.D.		Hose O.D.		Working Pressure		Minimum Bend Radius		Weight		Parkrimp HY Series	Field Attachable 82 Series
	inch	mm	inch	mm	psi	MPa	inch	mm	lbs/ft	kg/m		
801-4	1/4	6,3	0.50	12,7	350	2,4	2-1/2	65	0.09	0,13	•	•
801-6	3/8	10	0.63	15,9	350	2,4	3	75	0.11	0,16	•	•
801-8	1/2	12,5	0.78	19,8	300	2,1	5	125	0.18	0,27	•	•
801-10	5/8	16	0.91	23,0	300	2,1	6	150	0.19	0,28	•	•
801-12	3/4	19	1.03	26,2	300	2,1	7	180	0.24	0,36	•	•
801-16	1	25	1.28	32,6	200	1,4	10	250	0.37	0,55	•	•

804

Color Codes **BLK**



# Part Number	Hose I.D.		Hose O.D.		Working Pressure		Minimum Bend Radius		Weight		Vacuum Rating		Field Attachable 82 Series
	inch	mm	inch	mm	psi	MPa	inch	mm	lbs/ft	kg/m	inches of HG	kPa	
804-4	1/4	6,3	0.50	12,7	150	1,7	2-1/2	65	0.09	0,13	15	51	•
804-6	3/8	10	0.63	15,9	150	1,7	3	75	0.11	0,16	15	51	•
804-8	1/2	12,5	0.78	19,8	100	1,7	5	130	0.18	0,27	15	51	•
804-10	5/8	16	0.91	23,0	100	1,0	6	150	0.19	0,28	15	51	•
804-12	3/4	19	1.03	26,2	100	1,7	7	180	0.24	0,36	15	51	•

821

Color Codes **BLK**



# Part Number	Hose I.D.		Hose O.D.		Working Pressure		Minimum Bend Radius		Weight		Vacuum Rating		Field Attachable 82 Series
	inch	mm	inch	mm	psi	MPa	inch	mm	lbs/ft	kg/m	inches of HG	kPa	
821-4	1/4	6,3	0.50	12,7	350	2,4	2-1/2	64	0.06	0,09	28	95	•
821-6	3/8	10	0.63	15,9	300	2,1	3	76	0.09	0,13	28	95	•
821-8	1/2	12,5	0.78	19,8	300	2,1	5	127	0.12	0,18	28	95	•
821-10	5/8	16	0.91	23,0	250	1,7	6	152	0.19	0,28	28	95	•
821-12	3/4	19	1.03	26,2	250	1,7	7	178	0.21	0,31	28	95	•

821FR

Color Codes **WHT** **BRN** **BLU** **GRN** **BLK**



# Part Number	Hose I.D.		Hose O.D.		Working Pressure		Minimum Bend Radius		Weight		Vacuum Rating		Field Attachable 82 Series
	inch	mm	inch	mm	psi	MPa	inch	mm	lbs/ft	kg/m	inches of HG	kPa	
821FR-4	1/4	6,3	0.50	12,7	350	2,4	2-1/2	64	0.08	0,12	28	95	•
821FR-6	3/8	10	0.63	15,9	300	2,1	3	76	0.11	0,16	28	95	•
821FR-8	1/2	12,5	0.78	19,8	300	2,1	5	127	0.12	0,18	28	95	•
821FR-12	3/4	19	1.03	26,2	250	1,7	7	178	0.22	0,33	28	95	•

836

Color Codes **BLU**



# Part Number	Hose I.D.		Hose O.D.		Working Pressure		Minimum Bend Radius		Weight		Parkrimp HY Series	Field Attachable 82 Series
	inch	mm	inch	mm	psi	MPa	inch	mm	lbs/ft	kg/m		
836-4	1/4	6,3	0.50	12,7	400	2,8	2-1/2	65	0.09	0,13	•	•
836-6	3/8	10	0.63	15,9	400	2,8	3	75	0.11	0,16	•	•
836-8	1/2	12,5	0.78	19,8	400	2,8	4	125	0.18	0,27	•	•
836-10	5/8	16	0.91	23,0	350	2,4	5	150	0.19	0,28	•	•
836-12	3/4	19	1.03	26,2	300	2,1	6	180	0.24	0,36	•	•

Assembly and Disassembly Steps

Assembly is easy

1. Cut hose cleanly and squarely with a sharp knife or a Parker Push-Lok cut-off tool
2. Lubricate the Push-Lok fitting and/or Hose I.D. with a light oil or soapy water only. Do not use heavy oil or grease.
3. Insert fitting into hose until the barb is in the hose.
4. Place end fitting against a flat object (bench or wall). Grip hose approximately one inch from end and push with steady force until the end of the hose bottoms on the fitting and is covered by the yellow plastic cap.



Disassembles fast

1. Leave fitting in place and cut hose lengthwise from the yellow cap approximately one inch. **IMPORTANT:** Be careful not to nick barbs when cutting hose.
2. Grip hose and give a sharp downward tug to disengage the fitting.



Caution: Push-Lok fittings will properly grip Push-Lok hose only when pushed all the way in with the cut end of the hose completely concealed by the yellow plastic cap.

Sealing integrity may be damaged by using exterior clamps.

Push-Lok Hose Cutters

Use Parker Push-Lok hose cutters to ensure quick and easy cutting. They are designed for use on all Push-Lok hose sizes and non-wire hose up to 1-1/8" O.D.

TH11-1

Hose Cutter

Designed to squarely cut Push-Lok hose 1/4" I.D. through 3/4" I.D.



881540

Hose Cutter with Toggle

This unique tool combines a hose cutter with a toggle action that presses the fitting into the hose, making every job easier, whether you are making one assembly or a hundred. It is designed to handle Push-Lok hose from 1/4" through 3/4".

Overall length: 16"





















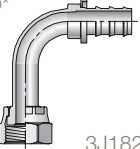

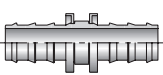








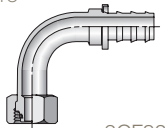



Weight: approximately 4 pounds



82 Series Fittings

Field Attachable



NPFT Pipe	 30182	 31382	 30282	NPSM Pipe	 37G82
JIC 37°	 30382	 30682	 33782	 33982	 34182
SAE	**  30482	 30882	 37782	 37982	Inverted SAE
 32282	 36782	 36982	**  32982	Seal-Lok® O-Ring Face Seal	 3JC82
 3J782	 3J982	MTO*  3J182	Standpipe	 33482	Union
MTO*  38282	Metric L	 3D082	 31D82	BSP	 39282
 3D982	 3B282	Banjo	 34982	 AM	Metric L Swivels
 3CA82	MTO*  3CF82	 3C482	 3C582	 3C382	Kits
































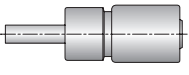




*Made to order fittings

**Brass only

HY Series Fittings

For use with Parkrimp style crimpers.



NPFT Pipe	 101HY	 113HY	 11LHY	 102HY	NPSM Pipe
 107HY	Straight Thread	 105HY	 10GHY	 10LHY	JIC 37°
 103HY	 106HY	 137HY	 139HY	 141HY	 193HY
SAE 45°	 108HY	 177HY	 179HY	Flareless	 111HY
Grease Connection	 1GJHY	Standpipe	 134HY	Inverted Flare	 128HY
 167HY	 169HY	 129HY	Seal-Lok® O-Ring Face Seal	 1J0HY	 1JCHY
 1JSHY	 1J7HY	 1J9HY	 1J1HY	Metric L & S	 1D0HY
MTO*  13DHY	BSP	 1D9HY	 1GUHY	 1UTHY	 1XUHY

*Made to order fittings

Parker Fluid Connectors Group

North American Divisions & Distribution Service Centers

Your complete source for quality tube fittings, hose & hose fittings, brass & composite fittings, quick-disconnect couplings, valves and assembly tools, locally available from a worldwide network of authorized distributors.

Fittings:

Available in inch and metric sizes covering SAE, BSP, DIN, GAZ, JIS and ISO thread configurations, manufactured from steel, stainless steel, brass, aluminum, nylon and thermoplastic.

Hose, Tubing and Bundles:

Available in a wide variety of sizes and materials including rubber, wire-reinforced, thermoplastic, hybrid and custom compounds.

Worldwide Availability:

Parker operates Fluid Connectors manufacturing locations and sales offices throughout North America, South America, Europe and Asia-Pacific.

For information, call toll free...

1-800-C-PARKER
(1-800-272-7537)

North American Divisions

Energy Products Division

Stafford, TX
phone 281 566 4500
fax 281 530 5353

Fluid System Connectors Division

Otsego, MI
phone 269 694 9411
fax 269 694 4614

Hose Products Division

Wickliffe, OH
phone 440 943 5700
fax 440 943 3129

Industrial Hose Division

Strongsville, OH
phone 440 268 2120
fax 440 268 2230

Parflex Division

Ravenna, OH
phone 330 296 2871
fax 330 296 8433

Quick Coupling Division

Minneapolis, MN
phone 763 544 7781
fax 763 544 3418

Tube Fittings Division

Columbus, OH
phone 614 279 7070
fax 614 279 7685

Distribution Service Centers

Buena Park, CA

phone 714 522 8840
fax 714 994 1183

Conyers, GA

phone 770 929 0330
fax 770 929 0230

Lakeville, MN

phone 952 469 5000
fax 952 469 5729

Louisville, KY

phone 502 937 1322
fax 502 937 4180

Portland, OR

phone 503 283 1020
fax 503 283 2201

Toledo, OH

phone 419 878 7000
fax 419 878 7001
fax 419 878 7420
(FCG Kit Operations)

Canada

Grimsby, ONT

phone 905 945 2274
fax 905 945 3945
(Contact Grimsby for other Service Center locations.)

